

LIBRA STELLA 7038

70" x 38" x 25" (FREESTANDING)

Libra's symmetrical lines and universal look will be a perfect fit in any style bathroom.
The identical soft slope of the interior walls brings comfort and relaxation for one or two bathers.

NEW



PRODUCT NO.

MODEL	TMU	TUB
Freestanding	BLIZRF00T-XX	BLIZRF00N-XX

THERMOMASSEUR (TMU) Hydro-thermo massage • Air jet system	\$9,910
Jets	40
1 heated backrest	Included
MiaPlus® Control* (not installed)	Included
BU-Touch Control Application	Included
Geysair®	Included
AromaCloud®	N/A
AromaFlow*** BAROMAF NEW	\$950
Illuzio Chromatherapy BCHRO6	\$925
2 nd heated backrest (WTS-1 zone) BSHB	\$1,125

TUB Soaker	\$7,440
AromaFlow*** BAROMAF NEW	\$950
Illuzio Chromatherapy BCHRO6	\$925
WarmTouchShell® BWTS	\$1,125
DOT control	Included with therapy
2 nd WarmTouchShell® BWTS2	\$370

FEATURES

Installation type	Freestanding		
No. of bathers		Imp. gallons	53
US gallons	63	Armrests	2
INTEGRATED WASTE & OVERFLOW BOVERINI-XX			
White 01, Chrome 07, Brushed Nickel 09, Polished Nickel 10, Matte White with UltraVelour finish 32	Installed & Included		
STANDARD COLOR			
	Included		
White 01			

OPTIONS (UPCHARGE APPLICABLE)

COLOR

	Black / White 66	\$475
---	------------------	-------

FINISH

UltraVelour Matte Finish (white only) BVEL3	\$1,025
---	---------

INTEGRATED WASTE & OVERFLOW BOVERINI-XX

Matte Black 19, Satin Brass 18	\$120
--------------------------------	-------

ISLAND TUB DRAIN™**

Island Tub Drain™ BISLDD	\$260
Cast Iron Island Tub Drain™ BISLDDCI	\$310

IF REQUIRED BY CONSTRUCTION CODE

Brass waste & overflow kit BDRCOB	\$240
Brass waste kit BDRCB	\$60



Don't forget to specify the **finish of the integrated waste & overflow.**

* Control must be wall-mounted. Faucets must be freestanding or wall-mounted.

** An Island Tub Drain™ is recommended when there is **no access under the bath.**

*** When ordering an AromaFlow, an Integrated waste & overflow is mandatory (Included). Specify the finish of the waste.

FOR THE INSTALLER

SCAN
TO VIEW
INSTALLATION
VIDEO (3:20 MIN)

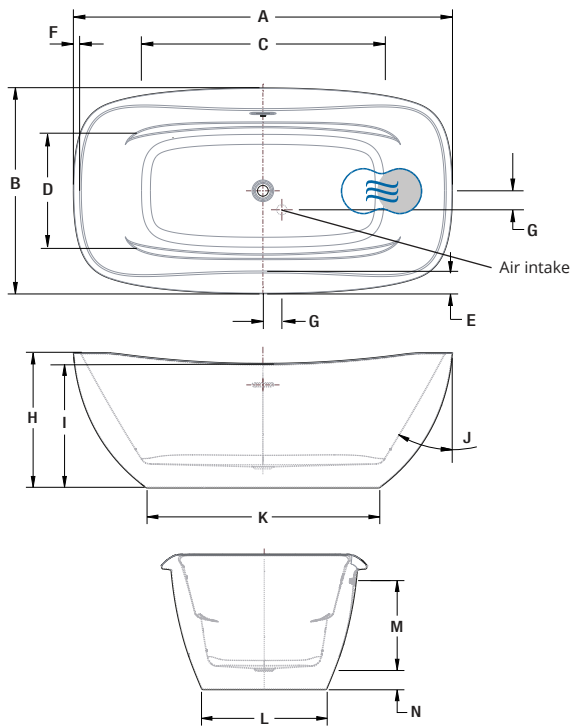




LIBRA STELLA 7038 (FREESTANDING)



INSTALLATION



LETTER	DESCRIPTION	MEASURE
A	Total length	70"
B	Total width	38"
C	Bathing well length	47"
D	Bathing well width	21 1/4"
E	Deck width (side)	4 3/16"
F	Deck width (end)	1 1/2"
G	Center waste to air intake	3 1/2"
H	Maximum total height	25"
I	Minimum total height	23"
J	Slope of backrests	30°
K	Base length	43 3/16"
L	Base width	23 3/16"
M	Maximum water level Maximum water level with AromaFlow	16 5/16" 14 5/8"
N	Height from drain to floor	3 1/2"

- Indicates heated backrest (TMU)
- ⊕ Indicates WarmTouchShell® position (TUB)

TECHNICAL SPECIFICATIONS

Hot water supply required	The hot water supply should be 70% or more of the bath's total water capacity.
Turbine	Turbine is remotely installed; access to the pump must be at least 18" x 22". Standard connection is 20 A, 120 V, 60 Hz , dedicated line with a Ground-Fault Circuit Interrupter (GFCI). For any additional option, a second line is needed 15 A, 120 V, 60 Hz , dedicated line with a GFCI. Air vent necessary: 2" x 4" minimum.
Others	<ul style="list-style-type: none"> - The Geysair® is located on the same side as the heated backrest. It must NOT be relocated. It must be connected to the hot water supply and be accessible (provide access). - Faucet must be freestanding or wall-mounted. - The turbine must be remotely installed. - Controls cannot be installed on the deck of the bath. - The water level will be lower when an AromaFlow is installed.

Our products must be installed by certified professionals only and according to our Owner's Manual as well as federal, provincial/state and local building codes and regulations (www.bainultra.com/dealers/dealer-documentation-and-catalog).

The specifications shown indicate the outer edge dimension and the inside bathing capacity dimension measured at air jets' height. The manufacturer accepts a 1/4" [0.64 cm] variance. There are variations on each product and specifications are subject to change as we improve upon our product as required. The dimensions needed for site preparation and structure building will differ. BainUltra® assumes no responsibility for preparatory work done prior to the product being on site.

Cutting template	# 90000086
Approx. shipping weight	230 lb
Turbine power	550 W
Air heater	600 W
WARRANTY	
Controls-LED-Geysair*	5 years
Bath & turbine*	20 years

* Some restrictions apply | www.bainultra.com/warranty